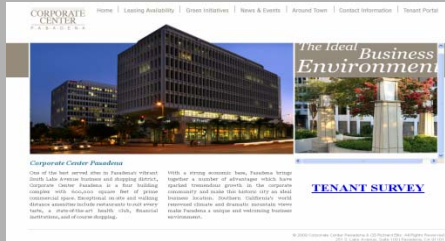
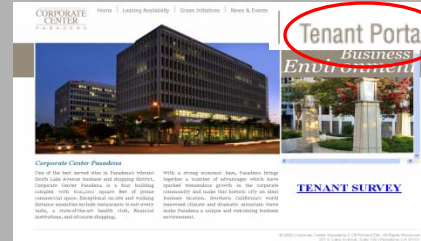


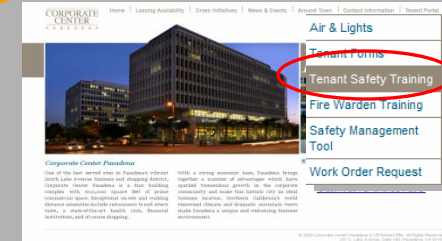
1 Go to: [www.corporatecenterpasadena.com](http://www.corporatecenterpasadena.com)



2 Click on Tenant Portal



3 Click on Tenant Safety Training



4 Select your Building and Company

## Life Safety Training

### Tenant Safety Training

The custom multimedia presentation includes life safety information that is specific to your building and geographic location. The objective of the presentation is to provide you with essential information that will help you during a crisis event.

In an effort to maximize your learning experience, this presentation integrates digital images, 3D graphics, voice narration, and text. You can pause, rewind, and fast-forward as desired. This presentation is available for your access 24/7.

Building:

Password:

[Forgot your password? Please select your company administrator.](#)

What's my password?  
Ask your company administrator

5 Enter your email address

## Occupant Life Safety Training

### Access Control

Please enter your email address.

Email:

6 Register

## Registration

Please register in the program by entering the information requested below. Once the required information is submitted, an email will be sent to you acknowledging that you have been activated in the program.

First name:

Last name:

Department:

Email:

Email confirmation:

I am a floor warden

7

## Occupant Life Safety Training

### Training Center

Welcome

[Edit my personal information](#) | [Logout](#)

Please click on the link below to watch life safety information that is specific to the property. The presentation is organized in short modules that are 3 to 7 minutes in length. You will be able to pause, rewind, and fast-forward the information as desired.

The quiz is **not** required by law. It is optional, but may be required by your employer. Please ask your tenant administrator if you are unsure whether the quiz is required by your company.

Having problems? Need help? [BSSonline Support/FAQ](#)

### Files for Download

List of Fire Wardens

Do you have impaired mobility? Confidentially, self register to request assistance during an evacuation.

Click here to download files for your reference.

8



Navigation Controls: Rewind, fast forward, pause, control volume, and activate closed caption.